




SmartGen
ideas for power

PTM6940 POTENTIAL TRANSFORMER MODULE USER MANUAL



SMARTGEN (ZHENGZHOU) TECHNOLOGY CO.,LTD.



Chinese trademark

SmartGen English trademark

SmartGen — make your generator *smart*

SmartGen Technology Co., Ltd.

No.28 Jinsuo Road

Zhengzhou City

Henan Province

P. R. China

Tel: 0086-(0)371-67988888/67981888

0086-(0)371-67991553/67992951

0086-(0)371-67981000(overseas)

Fax: 0086-(0)371-67992952

Web: www.smartgen.com.cn

www.smartgen.cn

Email: sales@smartgen.cn

All rights reserved. No part of this publication may be reproduced in any material form (including photocopying or storing in any medium by electronic means or other) without the written permission of the copyright holder.

Applications for the copyright holder's written permission to reproduce any part of this publication should be addressed to SmartGen Technology at the address above.

Any reference to trademarked product names used within this publication is owned by their respective companies.

SmartGen Technology reserves the right to change the contents of this document without prior notice.

Table 1 Software Version

Date	Version	Note
2019-11-13	1.0	Original release.

CONTENT

1 OVERVIEW	4
2 PERFORMANCE AND CHARACTERISTICS	4
3 SPECIFICATION	4
4 WIRE CONNECTION.....	5
5 TYPICAL WIRING DIAGRAM	6
6 INSTALLATION	7
7 TROUBLE SHOOTING	8

SmartGen

1 OVERVIEW

PTM6940 Potential Transformer Module is a kind of PT module which transforms input voltage 690VAC (Rated) to output 400VAC (Rated). It can be applied in higher voltage collection scenario together with a controller.

2 PERFORMANCE AND CHARACTERISTICS

- Input voltage range: 0~825VAC;
- Output voltage range: 0~475VAC;
- Phase shift: $\leq 2^\circ$;
- Accuracy: $\leq 1\%$;
- Realize signal insulation;
- Suitable for 3Ph 3W, and 3Ph 4W.

3 SPECIFICATION

Table 2 Technical Parameters

Items	Contents
Input Voltage (Rated)	690VAC
Output Voltage (Rated)	400VAC
Case Dimensions	72.0mmx89.6mmx63.2mm
Working Conditions	Temperature: (-25~+70)°C; Humidity: (20~93)%RH
Storage Condition	Temperature: (-30~+80)°C
Weight	0.39kg

4 WIRE CONNECTION

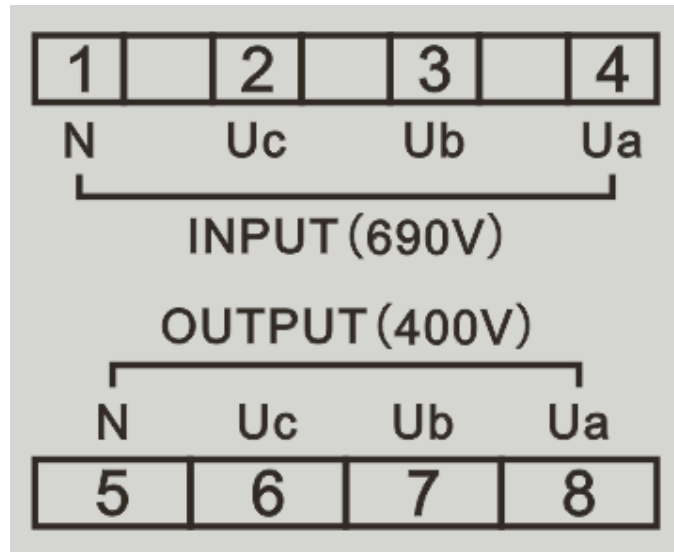


Fig. 1 PTM6940 Terminals

Table 3 Connection Terminal Description

No.	Function	Cable Size	Remark
1	N Wire Input	1.0mm ²	Connects sampling voltage N wire;
2	U _c Phase Voltage Input	1.0mm ²	Connects sampling voltage C Ph;
3	U _b Phase Voltage Input	1.0mm ²	Connects sampling voltage B Ph;
4	U _a Phase Voltage Input	1.0mm ²	Connects sampling voltage A Ph;
5	N Wire Output	1.0mm ²	Connects controller N wire;
6	U _c Phase Voltage Output	1.0mm ²	Connects controller U Ph, or R Ph voltage monitoring input;
7	U _b Phase Voltage Output	1.0mm ²	Connects controller V Ph, or S Ph voltage monitoring input;
8	U _a Phase Voltage Output	1.0mm ²	Connects controller W Ph, or T Ph voltage monitoring input;

5 TYPICAL WIRING DIAGRAM

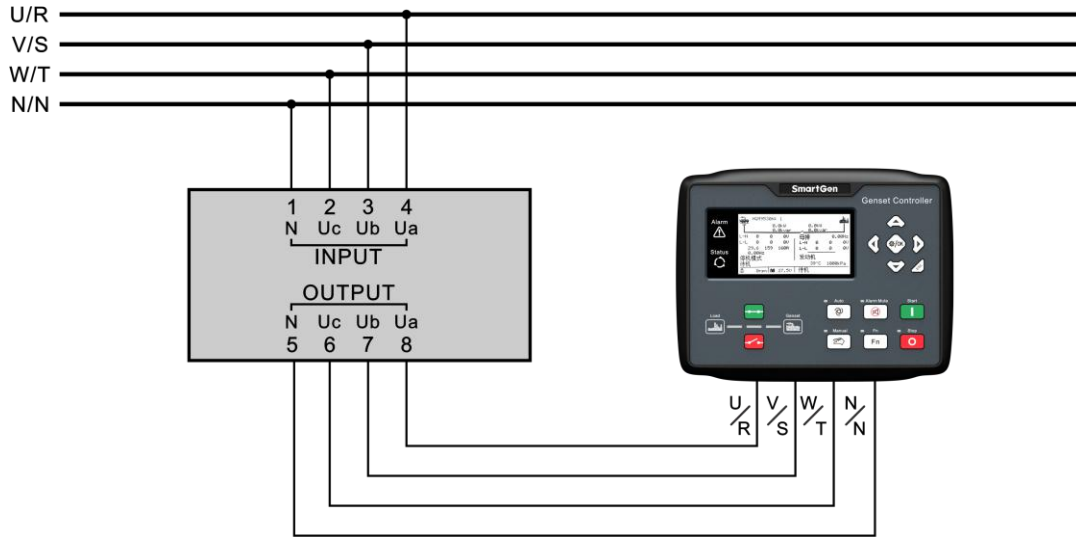


Fig. 2 Generating Voltage Sampling Wire Connection

SmartGen

6 INSTALLATION

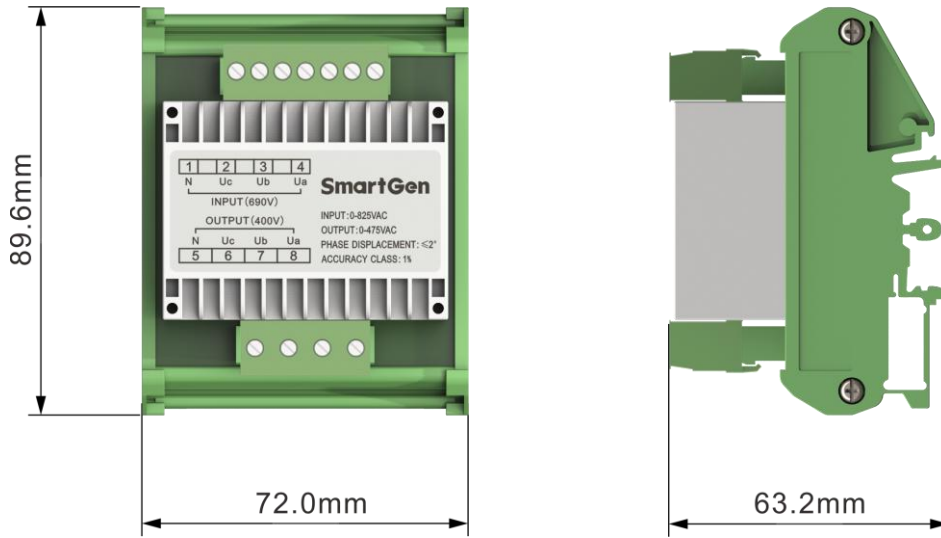


Fig. 3 PTM6940 Overall Dimensions




Fig. 4 PTM6940 Rail Installation

7 TROUBLE SHOOTING

Table 4 Troubleshooting

Symptoms	Possible Solutions
Sampling voltage value abnormal on controller; Sampling voltage phase sequence abnormal on controller; Sampling voltage loss of phase on controller;	Check module wire connection;

SmartGen